

J-O-Caml (I)

jean-jacques.levy@inria.fr
Qinghua, November 19

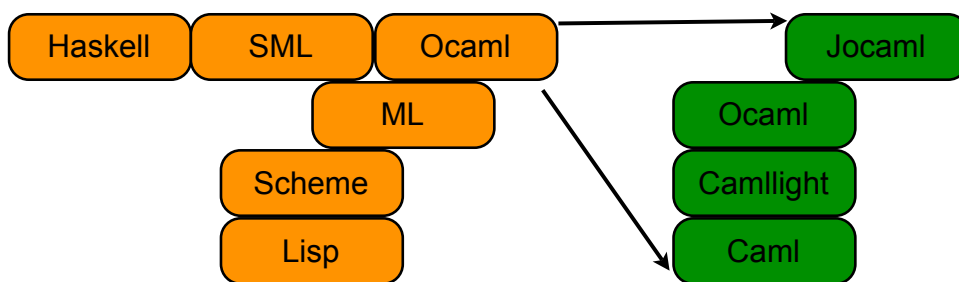


Plan of this class

- writing programs in Ocaml
- functional programming
- use of polymorphic types
- pattern-matching
- tour in the libraries

Functional programming

- Scheme, SML, Ocaml, Haskell are functional programming languages
- they manipulate functions
- and try to reduce memory states



Installing Ocaml

- google Ocaml
- caml.inria.fr/index.en.html
- download the system (Linux, MacOS, Windows)
- results in:
 - `ocaml` (interactive toplevel)
 - `ocamlc` (compiler)

Phrases at toplevel

Objective Caml version 3.11.1

```
# 2 + 3;;  
- : int = 5  
# let f (x) = 2*x + 1 ;;  
val f : int -> int = <fun>  
# f (3) ;;  
- : int = 7  
# let g = function x -> 2*x + 1;;  
val g : int -> int = <fun>  
# g (3) ;;  
- : int = 7  
# g 3 ;;  
- : int = 7  
# f 3 ;;  
- : int = 7  
#
```

$f(x) = 2 * x + 1$

$g = \lambda x. 2 * x + 1$

$f \equiv g$

Scopes of definitions

- fine control in definition scopes

let, let in, let and, let and in, let rec, let rec in ...

let $x = M$ in N

let $x = M$;;

let $x_1 = M_1$ and $x_2 = M_2$ in N

let $x_1 = M_1$ and $x_2 = M_2$;;

let rec $x = M$ in N

let rec $x = M$;;

```
# let x = 3 and y = 5;;  
val x : int = 3  
val y : int = 5  
# let y = x and x = y ;;  
val y : int = 3  
val x : int = 5  
# let x = 3 * x + 2 in x + 7 ;;  
- : int = 24  
# x ;;  
- : int = 5  
# |  
:
```

Scopes of definitions

- fine control in definition scopes

let, let in, let and, let and in, let rec, let rec in ...

let $x = M$ in N

let $x = M$;;

let $x_1 = M_1$ and $x_2 = M_2$ in N

let $x_1 = M_1$ and $x_2 = M_2$;;

let rec $x = M$ in N

let rec $x = M$;;

```
# let x = 3 and y = 5;;
# let y = x and x = y ;;
# let x = 3 * x + 2 in x + 7 ;;
# |
:
```

Scopes of definitions

- fine control in definition scopes

```
# let rec fact x = if x = 0 then 1 else x * fact (x-1) ;;
val fact : int -> int = <fun>
# fact 10;;
- : int = 3628800
# let rec isOdd x = if x = 0 then false else isEven (x-1)
and isEven x = if x = 0 then true else isOdd (x-1) ;;
val isOdd : int -> bool = <fun>
val isEven : int -> bool = <fun>
# isOdd 99;;
- : bool = true
# isEven 20;;
- : bool = true
# let rec f x = if x > 100 then x - 10 else f (f (x+11)) ;;
val f : int -> int = <fun>
# f 120 ;;
- : int = 110
# f 84 ;;
- : int = 91
# f 64 ;;
- : int = 91
# f 99 ;;
- : int = 91
:
```

Scopes of definitions

- fine control in definition scopes

```
# let rec fact x = if x = 0 then 1 else x * fact (x-1) ;;
```

```
# let rec isOdd x = if x = 0 then false else isEven (x-1)  
and isEven x = if x = 0 then true else isOdd (x-1) ;;
```

```
# let rec f x = if x > 100 then x - 10 else f (f (x+11)) ;;
```

Basic types

- int (integers) 1, 2, 3, ...
- float (real numbers) 2.3, 1.2, 0.
- char (characters) 'a', 'b', 'c', ...
- bool (booleans) true, false
- unit (void) ()

Compound built-in types

- string (strings) "nihao", ...
- list (lists of any type) [1; 2], 3 :: [4; 6]
- array (arrays of any type) [| 1; 2; 3; 4 |]

No overloading in Ocaml

- $3 + 4$ (on integers)
- $4.5 +. 3.0$ (on real numbers)
- $3 + 2.4$ (not allowed)
- $(\text{float_of_int } 3) +. 2.4$ (legal expression)
- this is to ease type inference

Operations on compound types

- `"nihao".[3]` (character at position)
- `List.hd [1; 2]`, `List.tl [1; 2]` (head and tail of list)
- `[| 1; 2; 3; 4 |].(3)` (element at some index in array)

Small examples on arrays

```
# let a = Array.init 10 (function i -> i*i) ;;  
  
# let x = Array.init 10 (function i -> Random.int 40) ;;  
  
# let a = Array.init 10 (function i -> i*i) ;;  
  
# let b = Array.init 10 (function i -> Random.int 40) ;;  
  
# let c = Array.make 10 3;;  
  
# let minValueOf a =  
  let rec minValueOf1 a i =  
    if i >= Array.length a then max_int else  
    min a.(i) (minValueOf1 a (i+1))  
  in minValueOf1 a 0 ;;  
  
  
# let f a = Array.fold_left min max_int a ;;  
  
# f b;;
```

Small examples on arrays

```
# [let a = Array.init 10 (function i -> i*i) ;;
val x : int array = [|0; 1; 4; 9; 16; 25; 36; 49; 64; 81|]
# let x = Array.init 10 (function i -> Random.int 40) ;;
val x : int array = [|34; 22; 4; 18; 36; 2; 20; 10; 24; 1|]
# let a = Array.init 10 (function i -> i*i) ;;
val a : int array = [|0; 1; 4; 9; 16; 25; 36; 49; 64; 81|]
# let b = Array.init 10 (function i -> Random.int 40) ;;
val b : int array = [|20; 0; 25; 38; 19; 28; 9; 26; 18; 24|]
# let c = Array.make 10 3;;
val c : int array = [|3; 3; 3; 3; 3; 3; 3; 3; 3; 3|]
# let minValueOf a =
  let rec minValueOf1 a i =
    if i >= Array.length a then max_int else
    min a.(i) (minValueOf1 a (i+1))
  in minValueOf1 a 0 ;;
  val minValueOf : int array -> int = <fun>
# minValueOf b;;
- : int = 0
# minValueOf [| 1|];;
- : int = 4611686018427387903
# let f a = Array.fold_left min max_int a ;;
val f : int array -> int = <fun>
# f b;;
- : int = 0
```

Easy exercises

- isPalindromic s returns true if s is palindrome
- reverse s returns mirror image of s

(Use `s.[i] <- c` store character c at (i + 1) position in s)

More exercises

- `sort a` sorts array `a` in place

(Use `a.(i) <- x` store `x` at `(i + 1)` position in `a`)

- `transpose a` transposes matrix `a` in place

(Use `a.(i).(j) <- x` store `x` at `(i + 1), (j + 1)` position in `a`)

(also `Array.make_matrix h w v` creates `h x w` matrix filled with value `v`)

Objective for next classes

- a labeling algorithm for bitmap graphics

Combien d'objets dans une image?

Jean-Jacques Lévy
INRIA

CENTRE DE RECHERCHE
COMMUN



INRIA
MICROSOFT RESEARCH

Combien d'objets dans une image?

Jean-Jacques Lévy
INRIA

CENTRE DE RECHERCHE
COMMUN




INRIA
MICROSOFT RESEARCH



Combien
dans une



mb



PIXELS

(pictures elements)

Combien d'objets
dans une image?

Jean-Jacques Lévy
INRIA

CENTRE DE RECHERCHE
COMMUN



INRIA
MICROSOFT RESEARCH

800

10^6

1200

1Mpix

Problem and Algorithm

CENTRE DE RECHERCHE
COMMUN

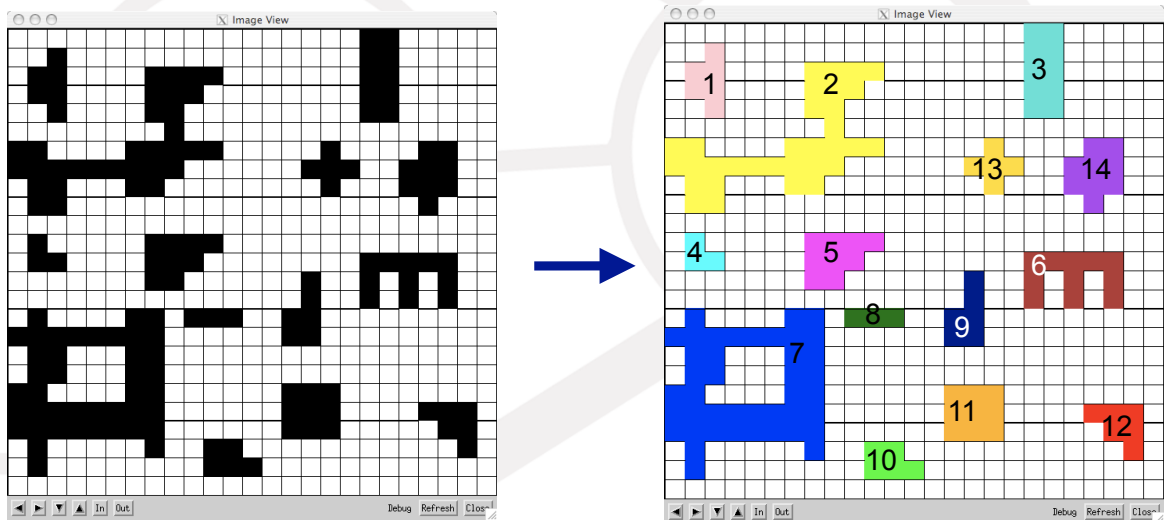


INRIA
MICROSOFT RESEARCH

What is an object?

- set of similar adjacent pixels
 - similar ?
- simplification
 - grayscale images (255 values)
 - 0 = black, 255 = white
 - similar = adjacent with close values
- give a distinct number to each object
- number of objects is max of previous numbers

Labeling



15 objects in this picture

Exercise for next class

- find an algorithm for the labeling algorithm